

# Dominator<sup>®</sup> III

Mechanics Body



## ► Dominator III Mechanics Body

With enhanced strength and stability for higher crane loads, numerous configuration possibilities, and a body rating of 80,000 ft-lb (11.1 tm), the Dominator III mechanics truck offers exceptional performance in virtually any industry. With the Dominator III mechanics truck, you don't have to bring your equipment into the shop for service, because the shop comes to you.



### Standard Features

- Body rating — 80,000 ft-lb (11.1 tm)
- Enhanced strength and stability for higher crane loads
- Multiplex electrical system with programmable logic
- 25" (63.5 cm) deep workbench with 3" (7.6 cm) clamp edge and 7.7 cu ft (0.21 m<sup>3</sup>) of storage

### Options

- High-intensity light package
- Drawers and drawer sets
- Standard adjustable shelves
- 3"H (7.6 cm) divided adjustable shelves
- Stabilizers — manual and hydraulic
- Energy-absorbing boom support
- Workbench vises and vise plates
- Incandescent work lights and compartment lights
- Compartment pressurization system
- Air systems

### Compatible Crane

12000



#### Multiplex Electrical System

Programmable logic allows for increased electrical control capabilities while reducing the amount of wire used.



#### Energy-Absorbing Boom Support

For operators that use a crane, an energy-absorbing boom support dissipates energy created from the crane boom. This relieves pressure that would be transmitted to the sidepack top, preventing potential breakage and damage to the truck.



#### High-Intensity Lighting (optional)

LED light bars provide superior light penetration for enhanced visibility in the compartments.

### Base Body Specifications

Base Body	Body Weight <sup>1</sup>	Storage Capacity <sup>2</sup>	Angle of Departure	Chassis CA w/o Welder Deck	Chassis CA w/ Welder Deck
13' Standard	5478 lb (2488.9 kg)	173.4 cu ft (4.9 m <sup>3</sup> )	14° (0.24 rad)	108" (274.3 cm)	132" – 144" (335.3 – 365.8 cm)
13' RF & LH Raised	5550 lb (2517.4 kg)	196.6 cu ft (5.6 m <sup>3</sup> )	14° (0.24 rad)	108" (274.3 cm)	132" – 144" (335.3 – 365.8 cm)
13' All Raised	5682 lb (2577.3 kg)	202.4 cu ft (5.7 m <sup>3</sup> )	14° (0.24 rad)	108" (274.3 cm)	132" – 144" (335.3 – 365.8 cm)

Notes:

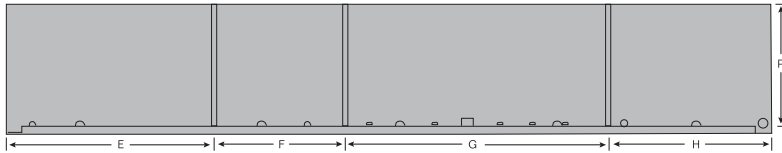
1. Body weight includes workbench.

2. Storage capacity does not include workbench.

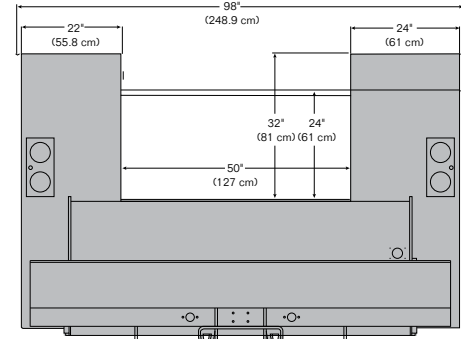
### Left Hand Sidepack

Base Body	Compartment Dimensions									Door Opening Dimensions						Usable Depth
	A	B	C	D	E	F	G	H	I	J	K	L	M	N	O	
13' Standard	52" (132.1 cm)	52" (132.1 cm)	23.88" (60.7 cm)	52" (132.1 cm)	41.93" (106.5 cm)	26.38" (67 cm)	52.38" (133 cm)	32.75" (83.2 cm)	46.75" (118.7 cm)	21.5" (54.6 cm)	46.75" (118.7 cm)	35.36" (89.8 cm)	24.73" (62.8 cm)	46.88" (119.1 cm)	24.38" (61.9 cm)	20.25" (51.4 cm)
13' RF & LH Raised	60" (152.4 cm)	60" (152.4 cm)	31.88" (81 cm)	60" (152.4 cm)	41.93" (106.5 cm)	26.38" (67 cm)	52.38" (133 cm)	32.75" (83.2 cm)	54.75" (139.1 cm)	29.5" (74.9 cm)	54.75" (139.1 cm)	35.36" (89.8 cm)	24.73" (62.8 cm)	46.88" (119.1 cm)	24.38" (61.9 cm)	20.25" (51.4 cm)
13' All Raised	60" (152.4 cm)	60" (152.4 cm)	31.88" (81 cm)	60" (152.4 cm)	41.93" (106.5 cm)	26.38" (67 cm)	52.38" (133 cm)	32.75" (83.2 cm)	54.75" (139.1 cm)	29.5" (74.9 cm)	54.75" (139.1 cm)	35.36" (89.8 cm)	24.73" (62.8 cm)	46.88" (119.1 cm)	24.38" (61.9 cm)	20.25" (51.4 cm)

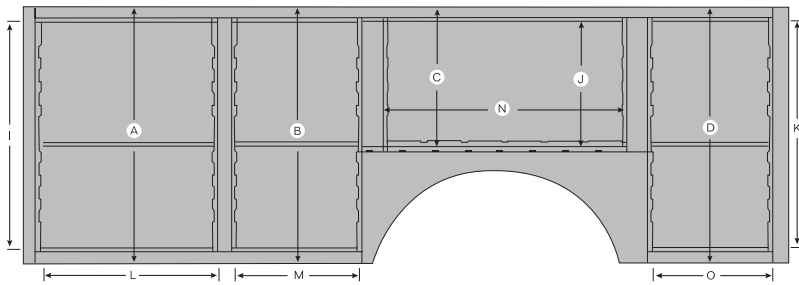
**Top View**



**Rear View**



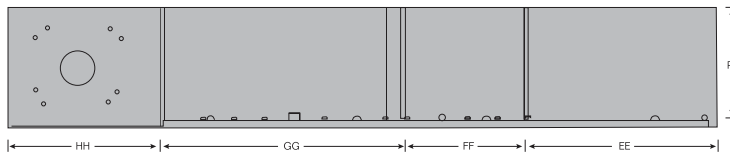
**Side View**



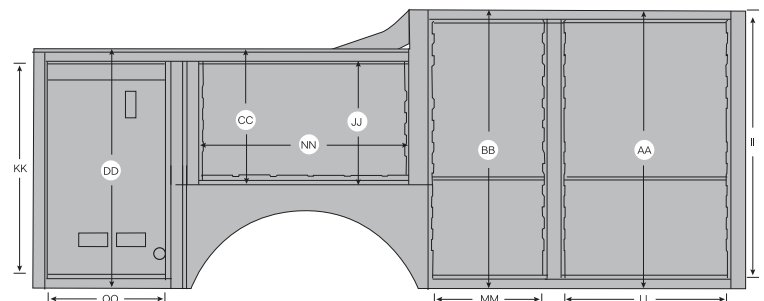
### Right Hand Sidepack

Base Body	Compartment Dimensions									Door Opening Dimensions						Usable Depth
	AA	BB	CC	DD	EE	FF	GG	HH	II	JJ	KK	LL	MM	NN	OO	
13' Standard	52" (132.1 cm)	52" (132.1 cm)	23.88" (60.7 cm)	52" (132.1 cm)	41.93" (106.5 cm)	26.38" (67 cm)	52.38" (133 cm)	32.75" (83.2 cm)	46.75" (118.7 cm)	21.5" (54.6 cm)	46.81" (118.6 cm)	35.36" (89.8 cm)	24.73" (62.8 cm)	43.5" (110.5 cm)	24.91" (63.3 cm)	22.25" (56.5 cm)
13' RF & LH Raised	60" (152.4 cm)	60" (152.4 cm)	23.88" (60.7 cm)	52" (132.1 cm)	41.93" (106.5 cm)	26.38" (67 cm)	52.38" (133 cm)	32.75" (83.2 cm)	54.75" (139.1 cm)	21.5" (54.6 cm)	46.81" (118.6 cm)	35.36" (89.8 cm)	24.73" (62.8 cm)	43.5" (110.5 cm)	24.91" (63.3 cm)	22.25" (56.5 cm)
13' All Raised	60" (152.4 cm)	60" (152.4 cm)	31.88" (81 cm)	52" (132.1 cm)	41.93" (106.5 cm)	26.38" (67 cm)	52.38" (133 cm)	32.75" (83.2 cm)	54.75" (139.1 cm)	29.5" (74.9 cm)	46.81" (118.6 cm)	35.36" (89.8 cm)	24.73" (62.8 cm)	43.5" (110.5 cm)	24.91" (63.3 cm)	22.25" (56.5 cm)

**Top View**



**Side View**



## Body Substructure

- Patented inverted A-frame design with torsion plate
- 10-gauge galvanized steel
- Integral crane box
- Front and rear stabilizer housings

## Body Materials

- Sidepicks constructed of 10-gauge and 12-gauge galvanized steel
- Deck plate is 1/8" (0.32 cm) steel
- Workbench is constructed of both galvanized and rolled steel

## Electrical System

- Multiplex electrical system with programmable logic for increased reliability
- Central power distribution point
- Automotive-style harnesses protected by overbraid
- White wire has circuit function printed every 3" (7.6 cm)

## Doors

- Constructed of 14-gauge galvanized steel
- Internal formed eaves and hemmed edges
- 3-point latches with locking rotary T-handle
- Stainless steel hinges with composite washers

## Tailgate

- 10" (25.4 cm)
- Single-hand operation
- 90° (1.6 rad) positive stop

## Stabilizer Weights

- Right front power out/power down  
460 lb (208.7 kg)
- Right and left rear power out/power down  
840 lb (381 kg)



### Nothing Says Commitment Like The Diamond.™

IMT has been meeting the needs of our customers for over 50 years, and none of it would have been possible without a distributor network that's second to none. IMT distributors offer fast, knowledgeable service and the ability to help customers find the right product for every application. When you're looking for reliable equipment and dependable service, remember IMT.



An Oshkosh Corporation Company

**Iowa Mold Tooling Co., Inc.**  
500 Highway 18 West  
Garner, Iowa 50438  
800-247-5958 • [www.imt.com](http://www.imt.com)

IMT reserves the right to make changes in engineering, design, and specifications; add improvements; or discontinue manufacturing at any time without notice or obligation. IMT, the IMT logo, Dominator and NOTHING SAYS COMMITMENT LIKE THE DIAMOND are registered trademarks or trademarks of Iowa Mold Tooling Co., Inc., Garner, IA, USA.  
© 2015 Iowa Mold Tooling Co., Inc. All Rights Reserved.

03/15